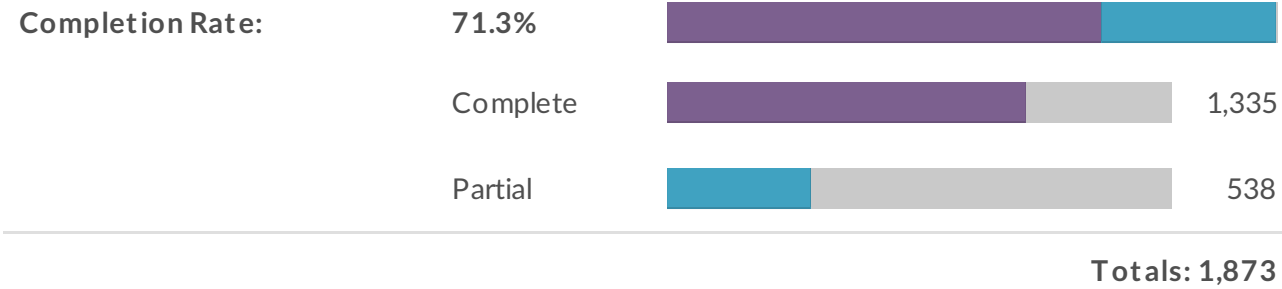
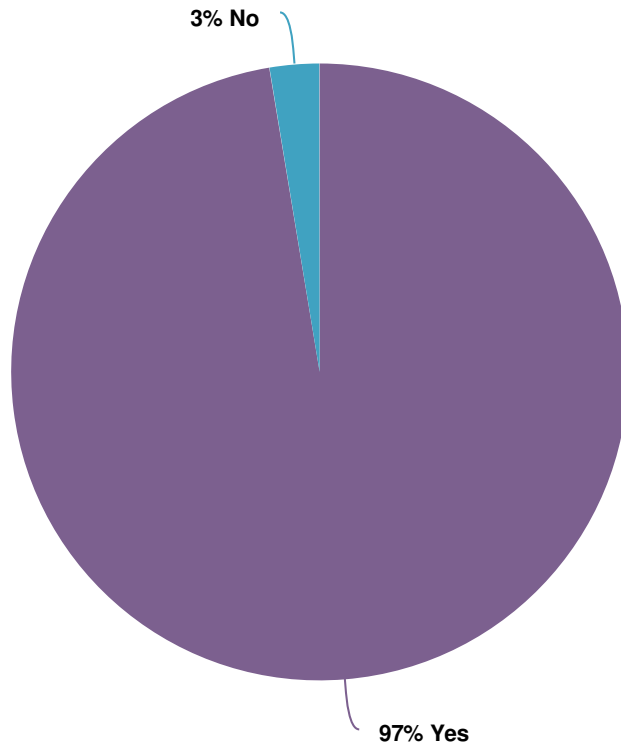


Report for How was it for you? How well do UK maternity services support dads?

Response Counts



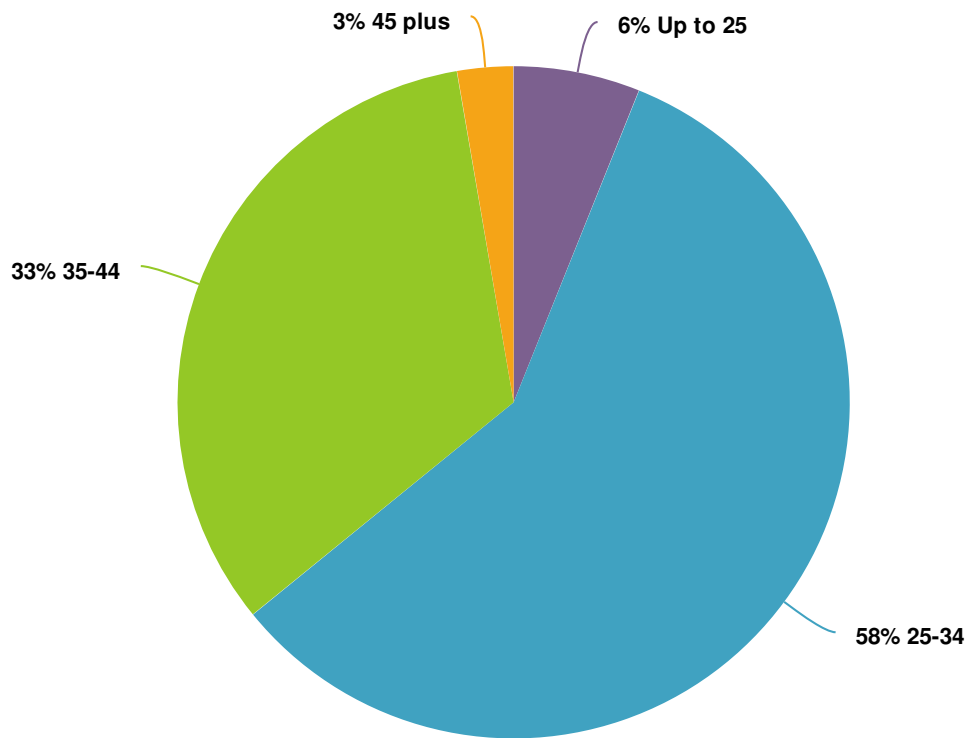
1. Was your first child born in the UK during the last five years? (If you have had more than one child born during this period, please think back to your experiences with the FIRST of these babies - and answer the survey questions in relation to that infant.)



Value	Percent	Responses
Yes	97.4%	1,514
No	2.6%	41

Totals: 1,555

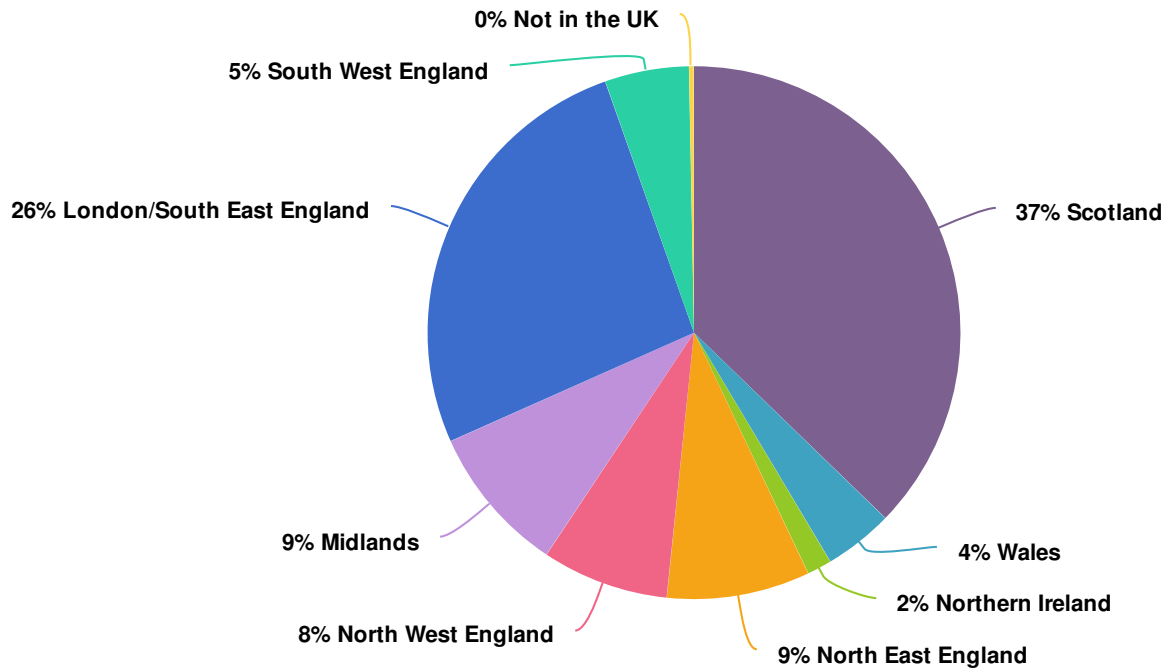
2. What was your age when your baby was born?












Value		Percent	Responses
Up to 25		6.1%	91
25-34		58.1%	872
35-44		33.2%	499
45 plus		2.7%	40

Totals: 1,502

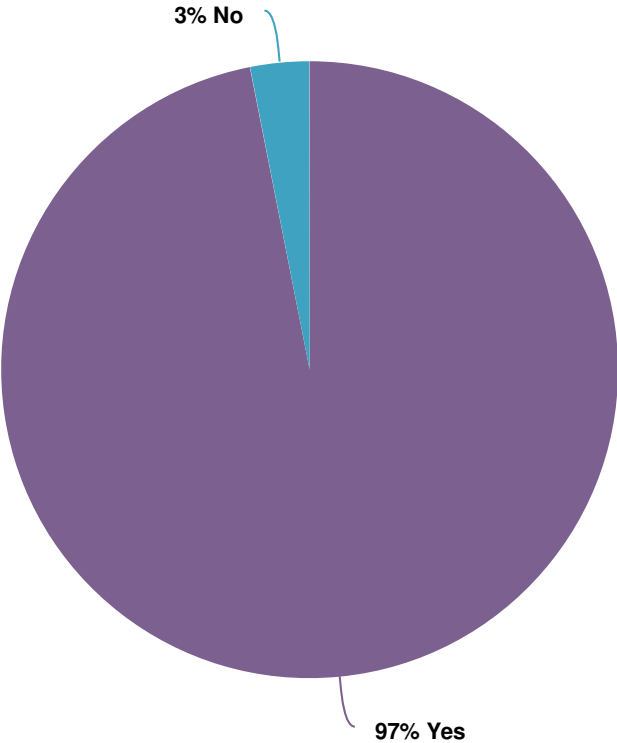
3. In which part of the country were you living when your baby was born?





Value		Percent	Responses
Scotland		37.3%	564
Wales		4.2%	64
Northern Ireland		1.5%	22
North East England		8.7%	132
North West England		7.7%	116
Midlands		9.0%	137
London/South East England		26.3%	398
South West England		5.1%	77
Not in the UK		0.3%	4

Totals: 1,514

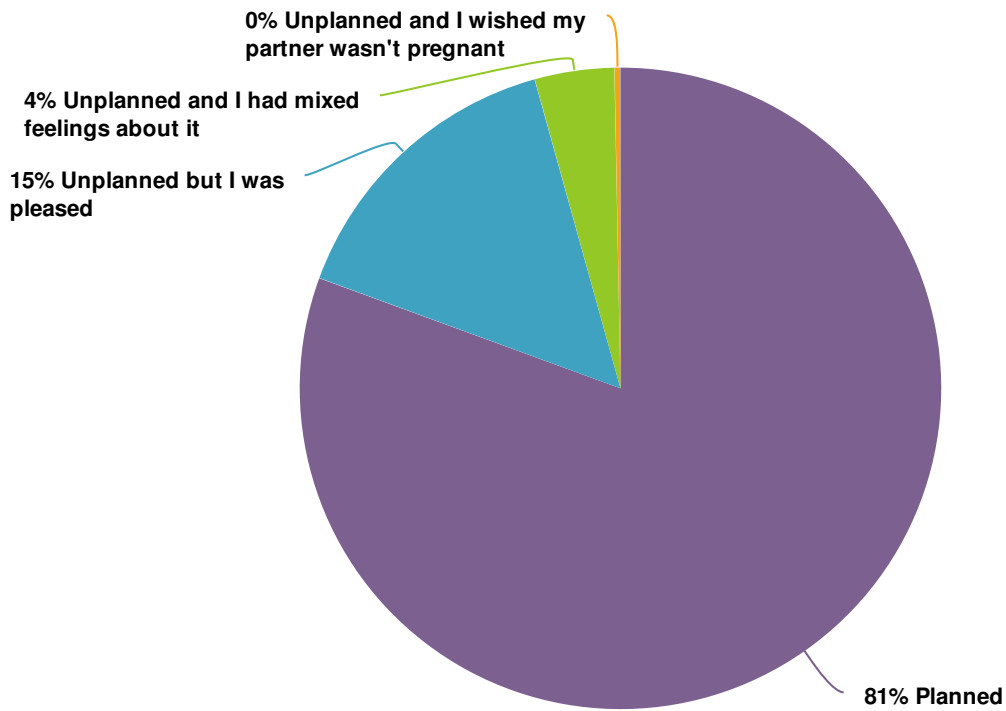
4. Do you and your partner live together?



Value		Percent	Responses
Yes		96.9%	1,465
No		3.1%	47

Totals: 1,512

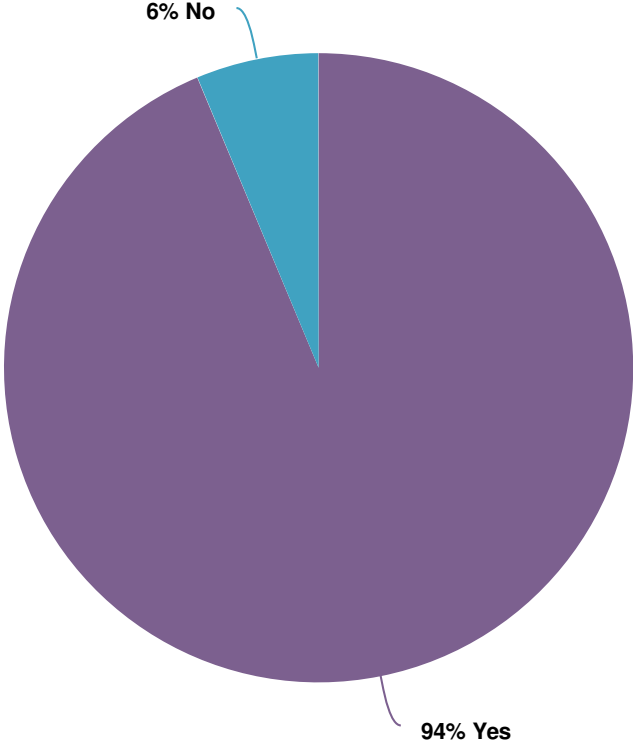
5. From your point of view, was this pregnancy:



Value	Percent	Responses
Planned	80.6%	1,219
Unplanned but I was pleased	15.1%	228
Unplanned and I had mixed feelings about it	4.0%	60
Unplanned and I wished my partner wasn't pregnant	0.3%	5

Totals: 1,512

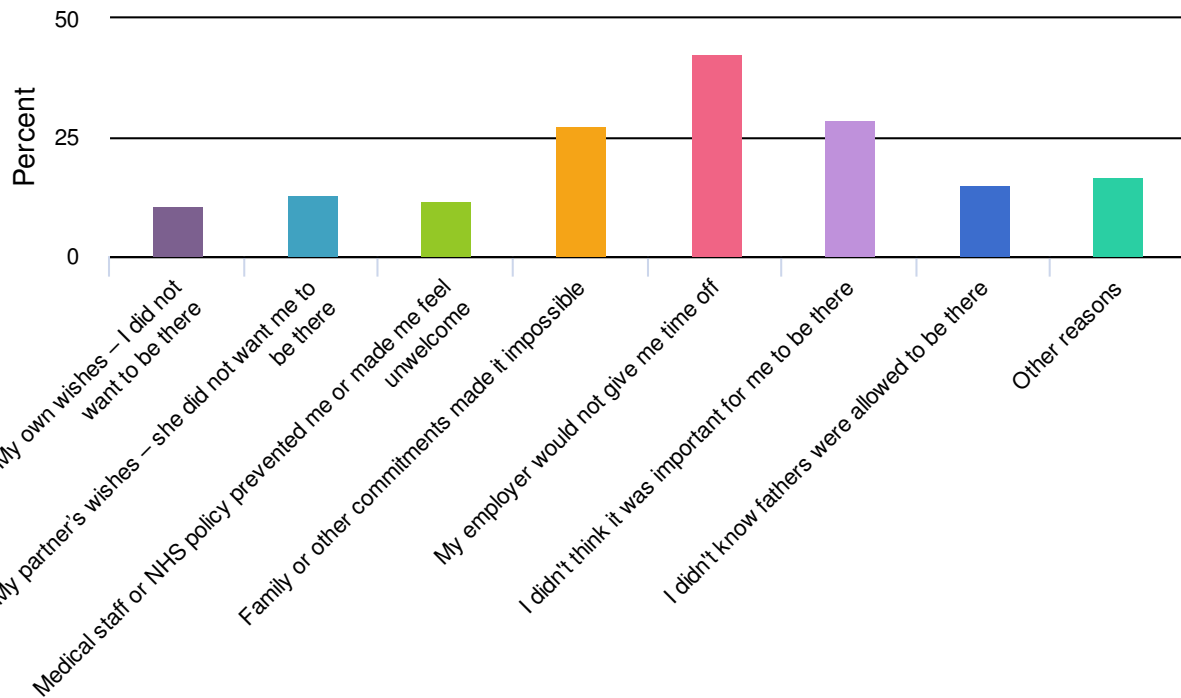
6. Were you with your pregnant partner during any routine antenatal appointments (hospital, GP, children's centre etc)?



Value	Percent	Responses
Yes	93.7%	1,286
No	6.3%	87

Totals: 1,373

7. Why were you not present?(Tick as many as apply to you)

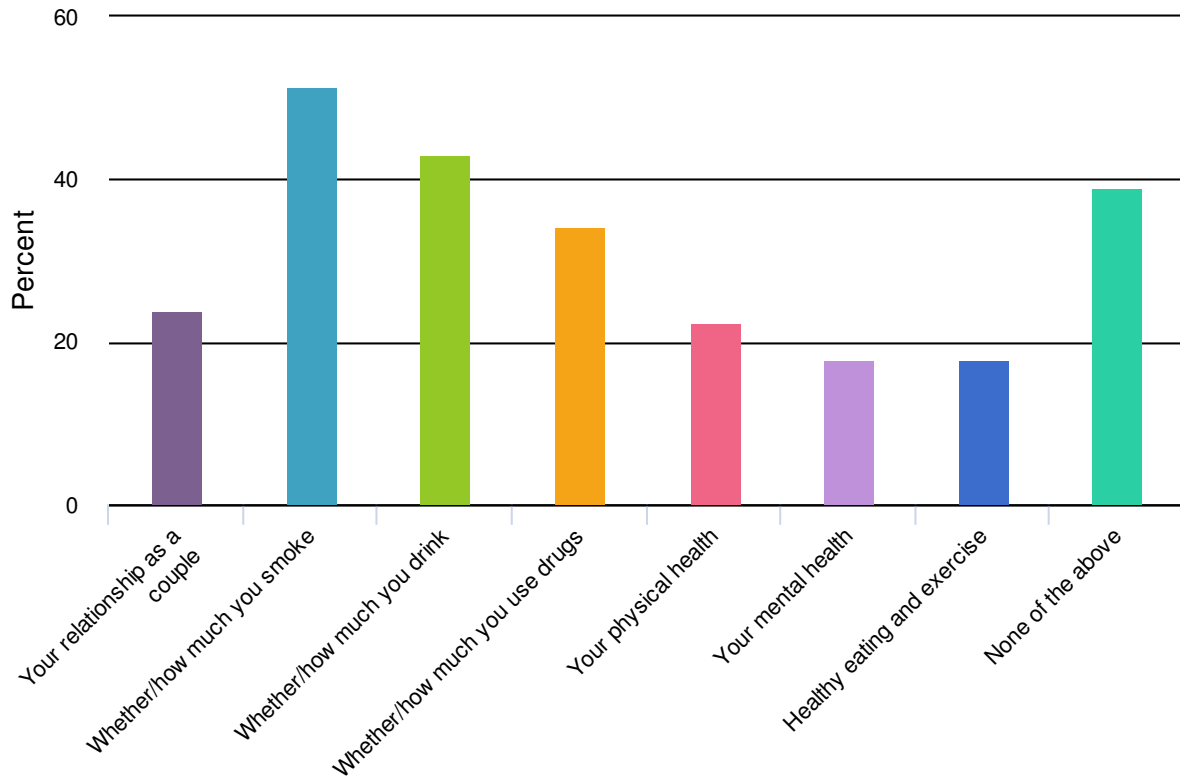










Value	Percent	Responses
My own wishes - I did not want to be there	10.6%	10
My partner's wishes - she did not want me to be there	12.8%	12
Medical staff or NHS policy prevented me or made me feel unwelcome	11.7%	11
Family or other commitments made it impossible	27.7%	26
My employer would not give me time off	42.6%	40
I didn't think it was important for me to be there	28.7%	27
I didn't know fathers were allowed to be there	14.9%	14
Other reasons	17.0%	16

8. Thinking about your overall experience of attending routine antenatal appointments, did the medical staff:

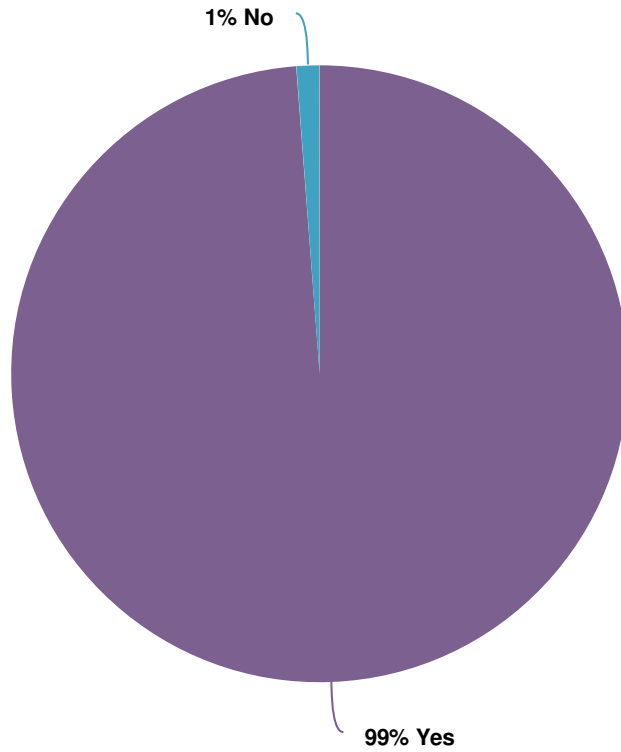
	Often	Sometimes	Rarely	Never	Responses
Talk to you directly					
Count	356	535	330	40	1,261
Row %	28.2%	42.4%	26.2%	3.2%	
Address you by name					
Count	251	308	385	315	1,259
Row %	19.9%	24.5%	30.6%	25.0%	
Encourage you to ask questions					
Count	358	463	294	140	1,255
Row %	28.5%	36.9%	23.4%	11.2%	
Talk about fathers' role					
Count	140	302	461	359	1,262
Row %	11.1%	23.9%	36.5%	28.4%	
Make you feel welcome					
Count	670	439	128	22	1,259
Row %	53.2%	34.9%	10.2%	1.7%	
Totals					
Total Responses					1262



9. Thinking about your overall experience of attending routine antenatal appointments, which of the following (if any) did the medical staff talk to you about:(Tick as many as apply to you)



Value		Percent	Responses
Your relationship as a couple		23.9%	302
Whether/how much you smoke		51.5%	650
Whether/how much you drink		43.1%	543
Whether/how much you use drugs		34.3%	432
Your physical health		22.4%	282
Your mental health		18.0%	227
Healthy eating and exercise		17.8%	225
None of the above		39.2%	494

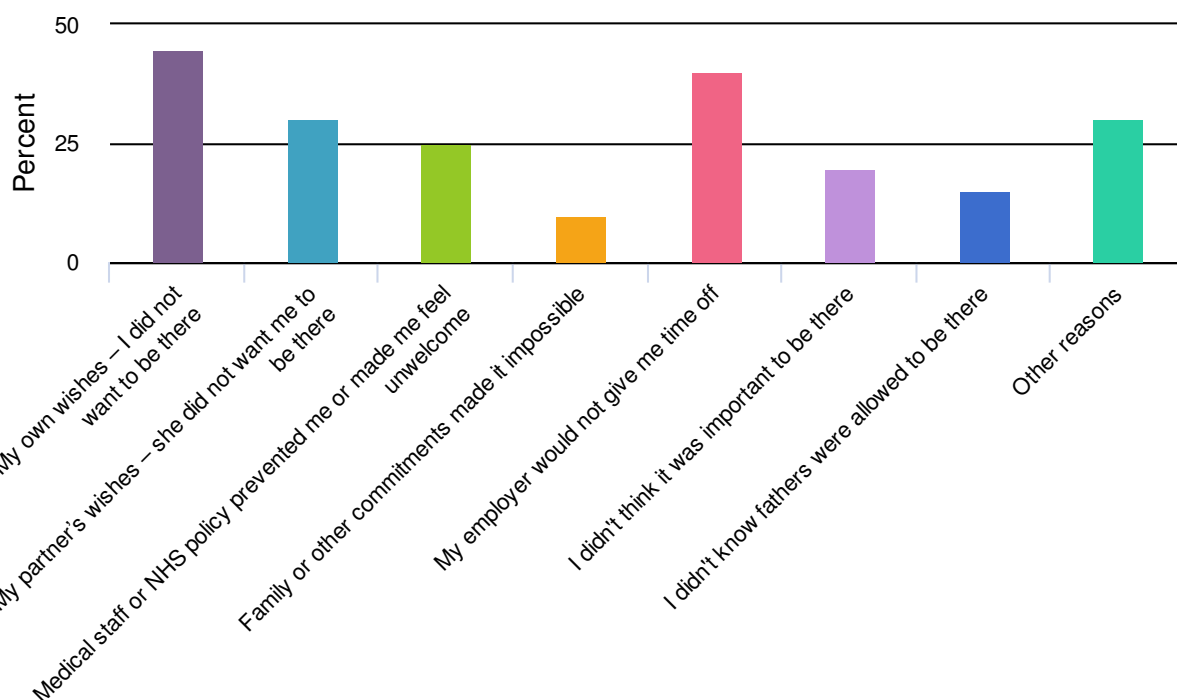
10. Were you with your pregnant partner during any ultrasound scans for this pregnancy?











Value		Percent	Responses
Yes		98.8%	1,356
No		1.2%	17

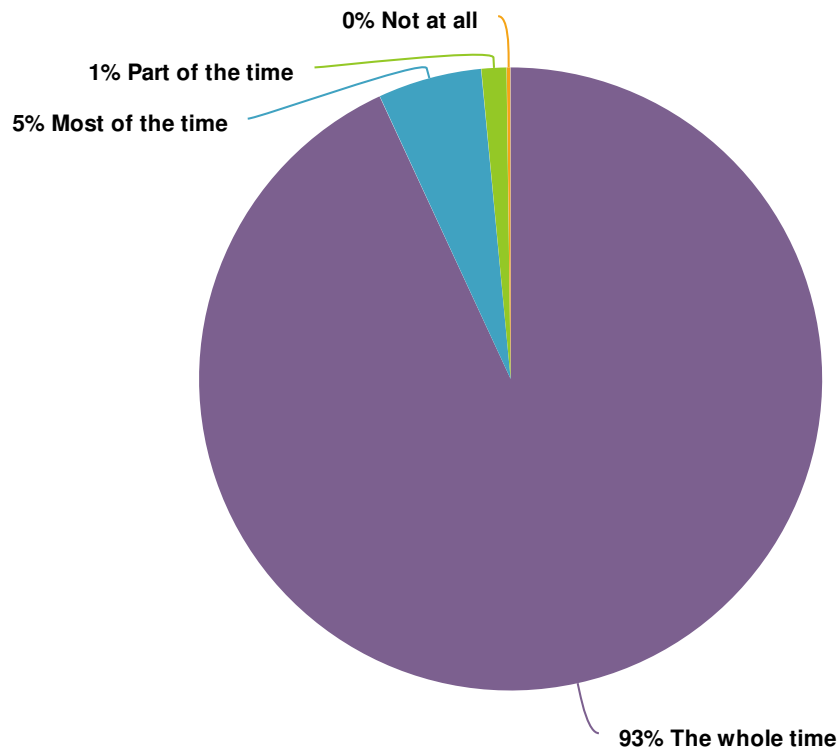
Totals: 1,373





11. Why were you not present? (Tick as many as apply to you)



Value		Percent	Responses
My own wishes – I did not want to be there		45.0%	9
My partner's wishes – she did not want me to be there		30.0%	6
Medical staff or NHS policy prevented me or made me feel unwelcome		25.0%	5
Family or other commitments made it impossible		10.0%	2
My employer would not give me time off		40.0%	8
I didn't think it was important to be there		20.0%	4
I didn't know fathers were allowed to be there		15.0%	3
Other reasons		30.0%	6

12. Thinking about your overall experience of attending antenatal scans during this pregnancy, did the medical staff: Allow you to be in the room with your partner?



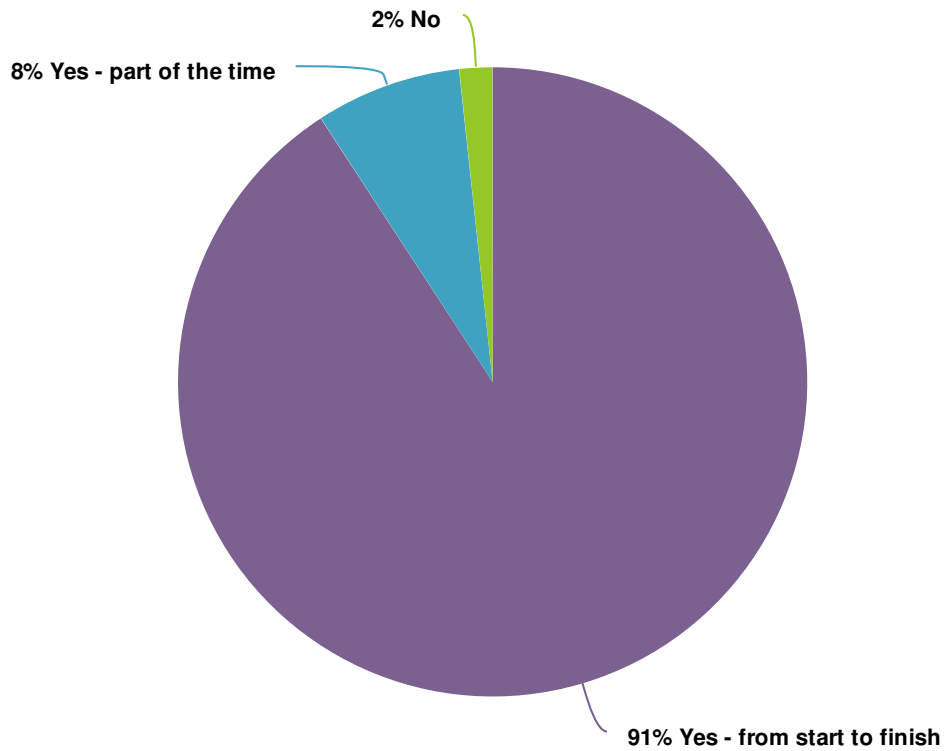
Value	Value	Percent	Responses
The whole time		93.1%	1,251
Most of the time		5.4%	73
Part of the time		1.3%	17
Not at all		0.2%	3

Totals: 1,344

13. Thinking about your overall experience of attending antenatal scans during this pregnancy, did the medical staff:

	Often	Sometimes	Rarely	Never	Responses
Talk to you directly? Count Row %	468 35.2%	563 42.3%	246 18.5%	54 4.1%	1,331
Address you by name? Count Row %	211 15.9%	266 20.0%	373 28.0%	480 36.1%	1,330
Encourage you to ask questions/ raise concerns? Count Row %	374 28.1%	443 33.2%	314 23.6%	202 15.2%	1,333
Talk about the father's role? Count Row %	81 6.1%	185 13.9%	381 28.7%	680 51.2%	1,327
Make you feel welcome? Count Row %	759 57.2%	430 32.4%	105 7.9%	34 2.6%	1,328
Totals Total Responses					1333

14. Were you present with your baby's mother during the labour and/or birth?



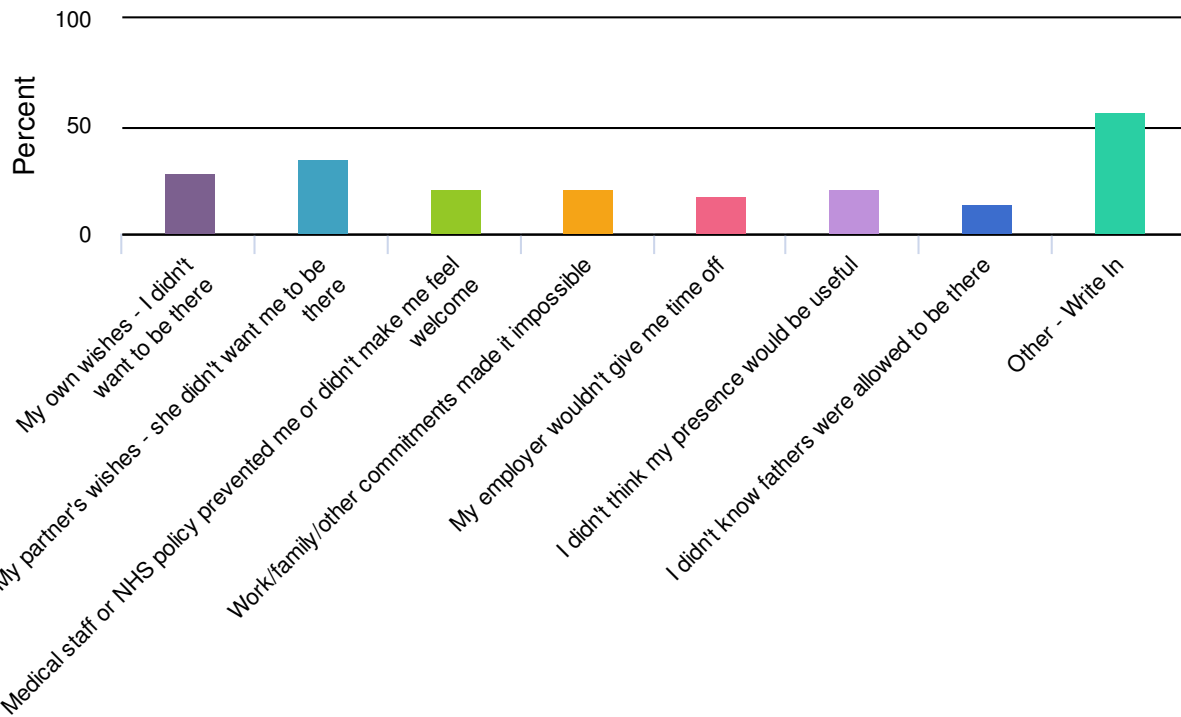
Value	Percent	Responses
Yes - from start to finish	90.9%	1,203
Yes - part of the time	7.5%	99
No	1.7%	22









Totals: 1,324

15. Thinking about your overall experience of attending the labour/ birth, did the medical staff:

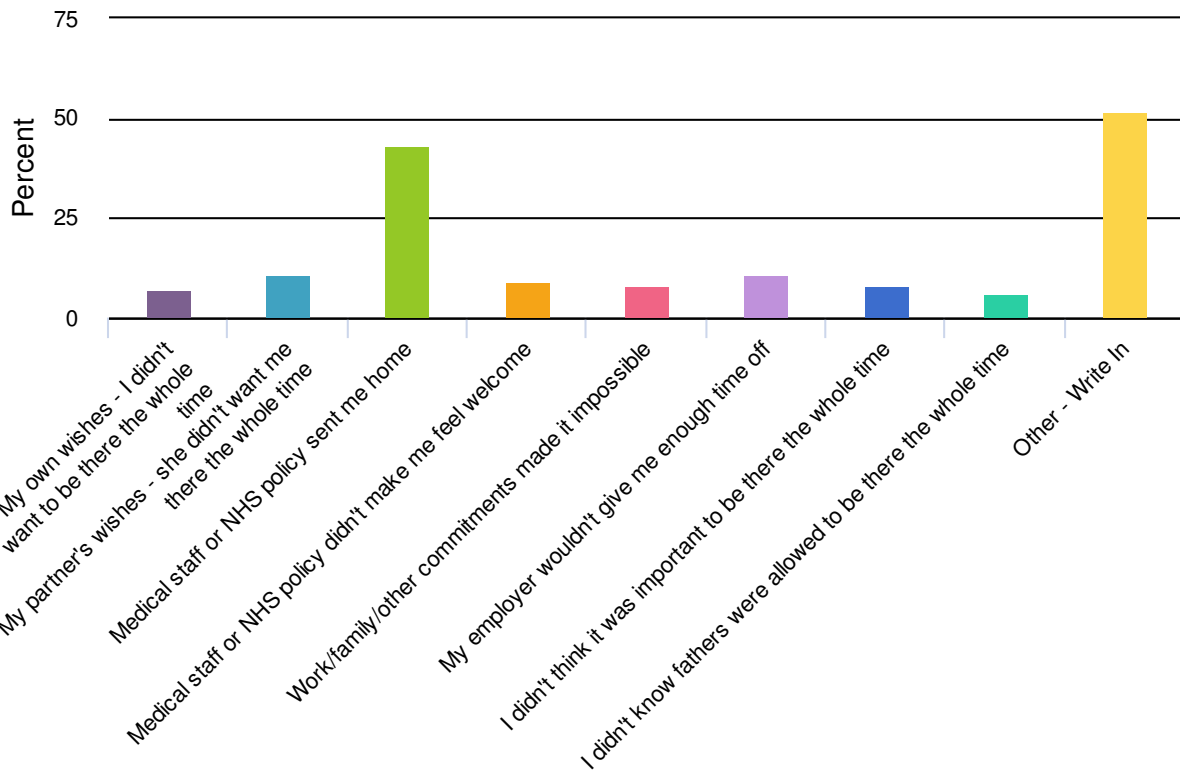
	Often	Sometimes	Rarely	Never	Responses
Keep you informed about what was happening? Count Row %	785 61.3%	341 26.6%	122 9.5%	32 2.5%	1,280
Encourage you to ask questions/ raise concerns? Count Row %	534 41.7%	364 28.4%	247 19.3%	137 10.7%	1,282
Make you feel welcome? Count Row %	841 65.5%	308 24.0%	108 8.4%	26 2.0%	1,283
Involve you? Count Row %	679 53.0%	386 30.1%	175 13.7%	42 3.3%	1,282
Totals Total Responses					1283

16. Why were you not present?(Tick as many as apply to you)



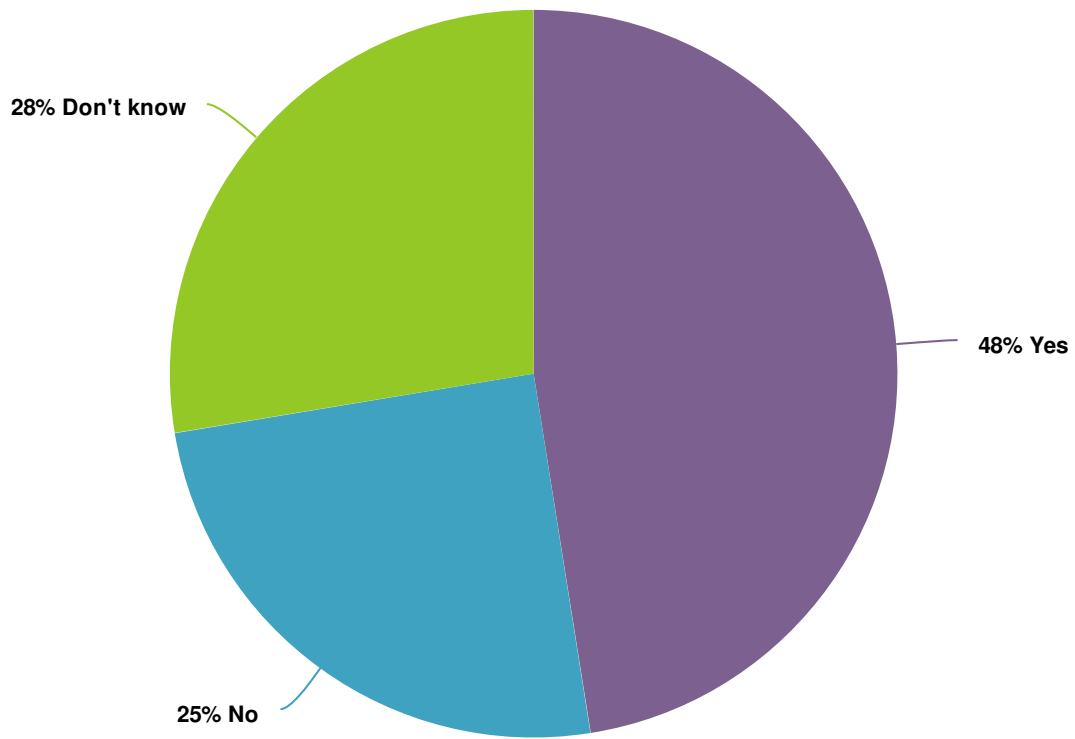
Value		Percent	Responses
My own wishes - I didn't want to be there		28.6%	8
My partner's wishes - she didn't want me to be there		35.7%	10
Medical staff or NHS policy prevented me or didn't make me feel welcome		21.4%	6
Work/family/other commitments made it impossible		21.4%	6
My employer wouldn't give me time off		17.9%	5
I didn't think my presence would be useful		21.4%	6
I didn't know fathers were allowed to be there		14.3%	4
Other - Write In		57.1%	16

17. Why were you present only PART of the time?(Tick as many as apply to you)



Value	Percent	Responses
My own wishes - I didn't want to be there the whole time	7.0%	7
My partner's wishes - she didn't want me there the whole time	11.0%	11
Medical staff or NHS policy sent me home	43.0%	43
Medical staff or NHS policy didn't make me feel welcome	9.0%	9
Work/family/other commitments made it impossible	8.0%	8
My employer wouldn't give me enough time off	11.0%	11
I didn't think it was important to be there the whole time	8.0%	8
I didn't know fathers were allowed to be there the whole time	6.0%	6
Other - Write In	52.0%	52

18. Do you think the birth was safer because you were there?



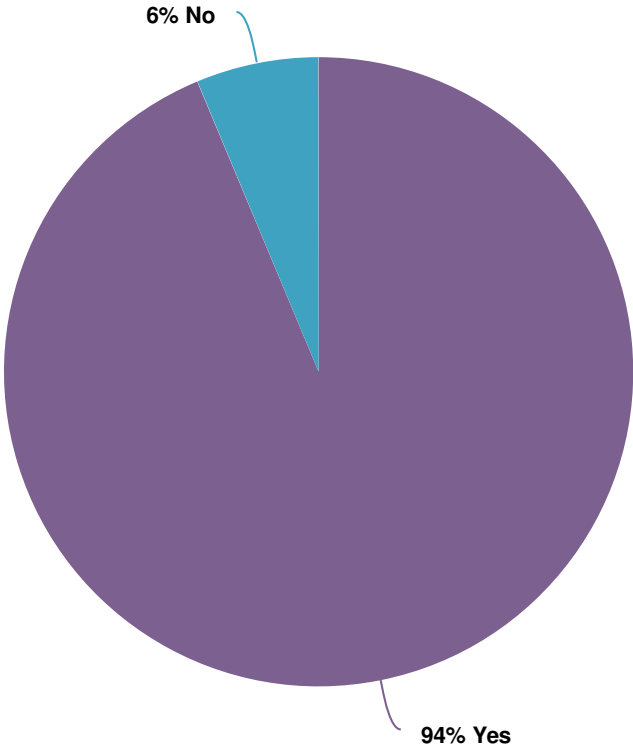
Value		Percent	Responses
Yes		47.5%	617
No		24.9%	324
Don't know		27.6%	358

Totals: 1,299

19. In the hours and days immediately after the birth:

	Yes	No	Don't know/ not relevant	Total Checks
Were you able to stay at the hospital/clinic as long as you and your partner wanted? Checks Row Check %	687 51.8%	567 42.8%	71 5.4%	1325
Were there facilities for fathers to stay overnight after the birth? Checks Row Check %	217 16.5%	969 73.7%	128 9.7%	1314
Were there fixed visiting hours for the maternity unit? Checks Row Check %	946 71.8%	235 17.8%	137 10.4%	1318
Do you feel the visiting policy led to you spending less time together than you would have liked? Checks Row Check %	560 42.4%	575 43.6%	185 14.0%	1320
Were reception and other staff welcoming when you visited the unit? Checks Row Check %	958 72.4%	233 17.6%	132 10.0%	1323
Do you think fathers staying after the birth can be helpful to mothers? Checks Row Check %	1,274 96.0%	15 1.1%	38 2.9%	1327
Do you think fathers staying after the birth can be helpful to staff? Checks Row Check %	1,067 80.7%	78 5.9%	178 13.5%	1323
Total Checks Checks % of Total Checks	5709 61.7%	2672 28.9%	869 9.4%	9250 100.0%

20. After your partner and baby returned home, did you meet any healthcare professionals (midwives, health visitors etc) during a home visit?



Value	Percent	Responses
Yes	93.7%	1,241
No	6.3%	83

Totals: 1,324

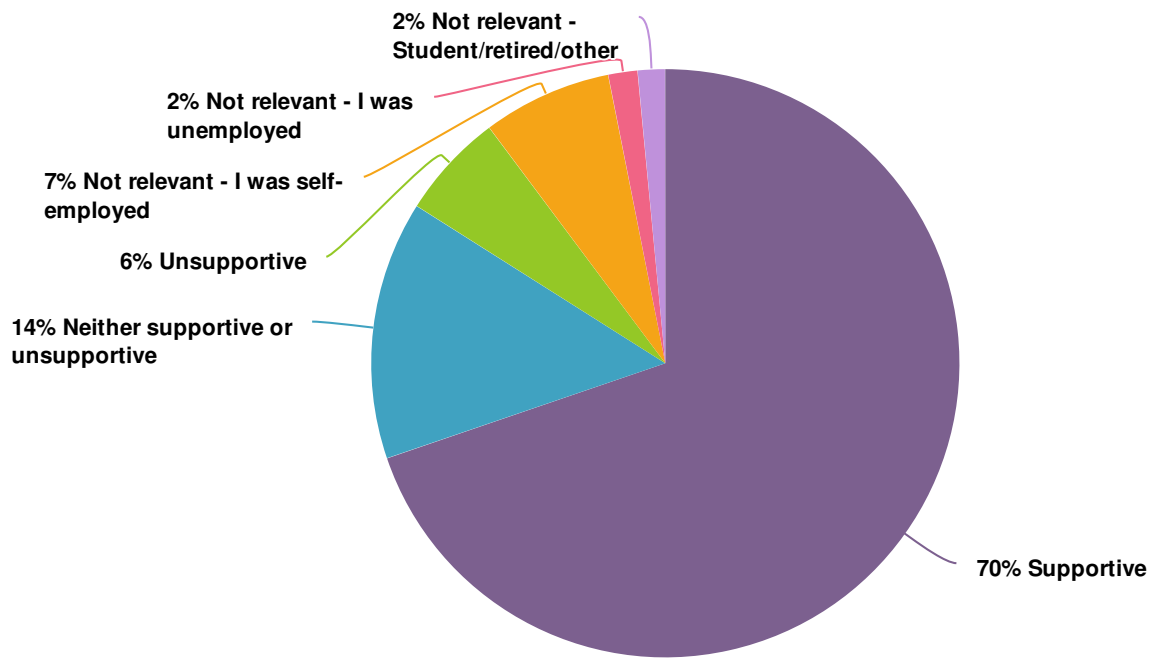
21. If you didn't meet staff at a home visit...

	Yes	No	Don't know	Total Checks
Had you been invited to be there (via letter, email, phone/ text)? Checks Row Check %	8 9.4%	58 68.2%	19 22.4%	85
Were you unable to be there because of work commitments? Checks Row Check %	44 50.6%	35 40.2%	8 9.2%	87
Do you think fathers meeting home-visiting staff would be useful? Checks Row Check %	57 64.0%	13 14.6%	19 21.3%	89
Total Checks Checks % of Total Checks	109 41.8%	106 40.6%	46 17.6%	261 100.0%

22. If you met staff at a home visit, did they:

	Often	Sometimes	Rarely	Never	Responses
Talk about the father's role?					
Count	239	404	348	234	1,225
Row %	19.5%	33.0%	28.4%	19.1%	
Address you by name?					
Count	403	384	220	219	1,226
Row %	32.9%	31.3%	17.9%	17.9%	
Encourage you to ask questions/ raise concerns?					
Count	487	421	219	98	1,225
Row %	39.8%	34.4%	17.9%	8.0%	
Make you feel welcome?					
Count	655	386	127	59	1,227
Row %	53.4%	31.5%	10.4%	4.8%	
Totals					
Total Responses					1227

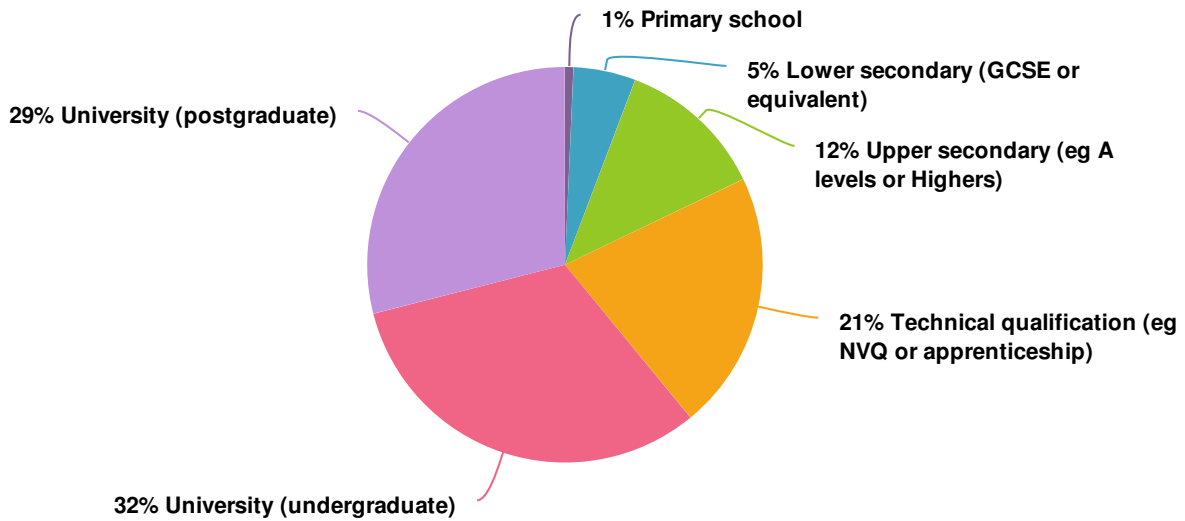
23. How supportive was your employer (overall) of your attendance at appointments, taking leave and being at the birth?



Value	Percent	Responses
Supportive	69.7%	907
Neither supportive or unsupportive	14.2%	185
Unsupportive	5.8%	76
Not relevant - I was self-employed	7.1%	93
Not relevant - I was unemployed	1.6%	21
Not relevant - Student/retired/other	1.5%	20

Totals: 1,302

24. Please choose one option that best describes your HIGHEST education level:



Value	Percent	Responses
Primary school	0.7%	9
Lower secondary (GCSE or equivalent)	5.1%	66
Upper secondary (eg A levels or Highers)	12.1%	157
Technical qualification (eg NVQ or apprenticeship)	21.2%	274
University (undergraduate)	32.0%	414
University (postgraduate)	29.0%	375

Totals: 1,295

25. Is there anything else you'd like to tell us about your experiences as a new or expectant father?

